

## CONSTRUCTION TOOLS

### Concrete Manhole Housing Lifter (MHL)



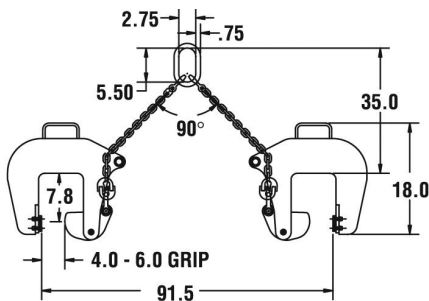
#### FEATURES

- Designed for 4"-6" concrete wall thickness
- Will not damage concrete seat
- Legs can be quickly positioned to balance load
- 2 and 3 leg models available
- Conforms to ASME B30.9 & B30.20

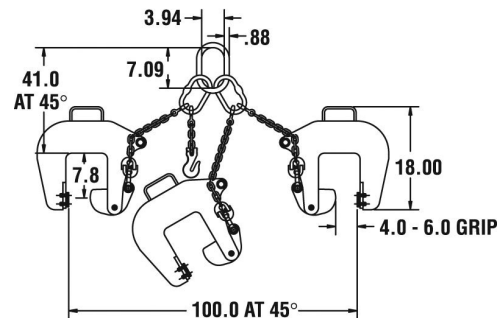
Note: Constant tension required to maintain positive load contact.



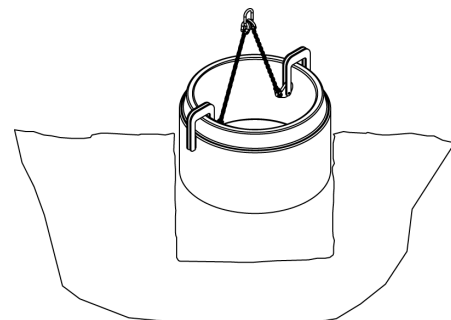
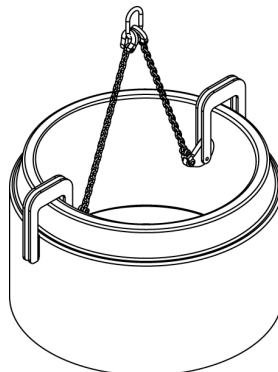
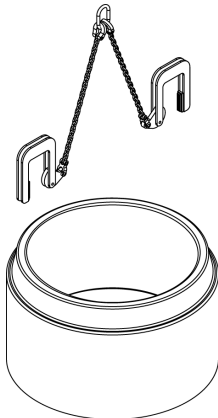
Rated Cap. (Lbs.)	Part No.	Description	Max. Dia.	Wt. (Lbs.)
10,000	MHL5	2 Leg Model (42" each)	92.5	131
15,000	MHL7 1/2	3 Leg Model (2@42", 1@72")	101	181
5,000	MHLC	Clamp Only	-	45



2 Leg Model



3 Leg Model



# CONSTRUCTION TOOLS

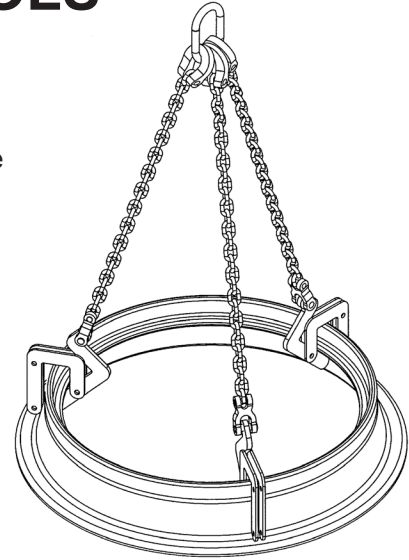
## Manhole Sleeve Lifter (MCL)

### FEATURES

- Easy to attach and release from sleeve
- The quick and easy way to place cast manhole sleeves
- 2 or 3 leg models available



**TWO LEG LIFTERS**



**THREE LEG LIFTERS**

Rated Cap. (Lbs.)	Part No.	Description	Wt. (Lbs.)
1,000	MCL1/2	2 Leg Model	24
1,500	MCL3/4	3 Leg Model (2@18", 1@30")	26

Note: Flange diameter range 12"-30".

